

Product Information

Assistance Systems for Wheel Loaders



LIEBHERR

Adaptive Working Lighting	4
Active Personnel Detection at the Rear	5
Roof Camera for Front Area Monitoring	6
Integral Tire Pressure Monitoring System	7
Joystick Steering	8
Operator's Cab Without Steering Wheel / Steering Column – Joystick Steering Only	9
Liebherr Key With Remote Control Incl. Coming Home / Leaving Home Function	10
Skyview 360°	11
Liebherr Weighing Device With “Truck Payload Assist”	12
Equipment	13
Increased Safety for Enhanced Performance	14

Intelligent Assistance Systems for Liebherr Wheel Loaders

With the new, intelligent assistance systems, Liebherr offers comprehensive solutions for wheel loaders for optimizing safety and comfort, supporting the day-to-day work of the operator and enhancing performance. All systems have been developed by Liebherr and are therefore fully integrated in the machine's control. The assistance systems, intuitive controls and easy handling allow for safe, efficient and gentle machine operator. This maximizes convenience for the operator and also results in higher productivity. The Liebherr assistance systems are the perfect solutions for the economical use of wheel loaders.

Adaptive Working Lighting



Available as Option for L 526 – L 586 XPower®

Adaptive working lighting is an intelligent light control system. In low light or nighttime operation, safety and convenience are significantly increased. With the aid of modern light sensors, the light output of the LED headlights is automatically adjusted to the position of the lift arms, the working attachment and the wheel loader articulation angle. This enables homogeneous illumination of the entire operating area. An additional headlight on the front section and the automatic dimming of the front working headlights also ensure ideal light conditions and a high level of safety. Glare and reflections are reduced and enable the operator to work comfortably and with less fatigue. This results in higher performance and operating efficiency.

Active Personnel Detection at the Rear



Available as Option for L 550 XPower® – L 586 XPower®

The active personnel detection system monitors the area behind the wheel loader and automatically warns the operator of danger with a visual symbol on the display and an audible signal. With the aid of the latest camera technology, the system distinguishes between persons and objects without the persons having to be equipped with transponders or sensors. This makes the Liebherr system one of the safest currently on the market.

If a person is located in the rear shunting area of the wheel loader, the intelligent system alerts the operator earlier than if a static object is detected. This means that unnecessary warning signals are avoided and the strain on the operator is reduced. This targeted warning to avoid personal injury lowers the risk of accidents and enables safe and comfortable work.


Roof Camera for Front Area Monitoring



Available as Option for L 526 – L 586 XPower®

The roof camera offers the operator an extended field of vision and excellent visibility on the upper operating area of the wheel loader. When working with large attachments, it ensures better and quicker recognition of persons and obstacles in front of the machine. The operator can immediately detect possible sources of danger on a separate display in the operator's cab. This enhances safety and helps avoid accidents and injuries. In addition, the improved view into high containers, trucks and funnels enables more efficient loading and feeding, and enhances productivity.

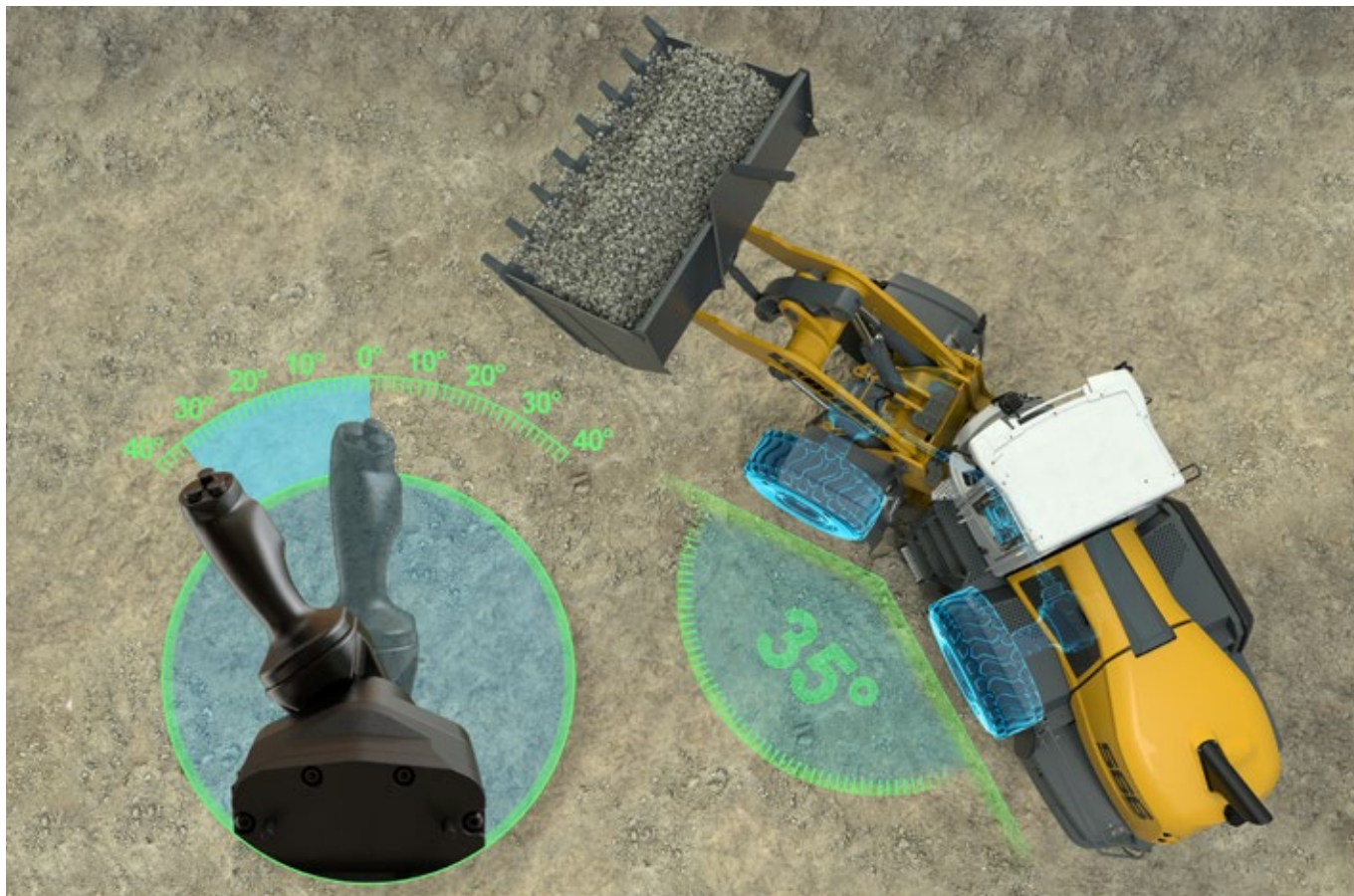
Integral Tire Pressure Monitoring System



Available as Option for L 550 XPower® – L 586 XPower®

The sensor-supported, integral tire pressure monitoring system enables early detection of low tire pressure. With the aid of sensors, which are installed on the tire valves and protected from damage, the system records the tire pressure and transmits these values via wireless connection to the display in the operator's cab. If tire pressure is out of range, the operator receives an automatic warning on the display. This enables quick repair of any damage and lengthens the lifespan of the tires. In addition, optimal tire pressure ensures good maneuverability and the safety and stability of the machine. Comfortable and safe working enhances performance and productivity.

Joystick Steering



Available as Option for L 526 – L 586 XPower®

The optional joystick steering integrated in the operator's seat is a new, innovative and improved steering system. This means that all working and driving functions of the machine can be precisely controlled with a high degree of sensitivity. In the case of short load cycles in particular, minimal necessary steering movements make work less fatiguing and more productive. The direction of the joystick corresponds exactly to the respective wheel loader articulation angle. This enables intuitive vehicle steering, as well as easy steering behavior, even when reversing. The joystick also gives feedback about the forces acting on the steering. This makes precise and safe operation possible at any speed and on all terrains.

Operator's Cab Without Steering Wheel / Steering Column – Joystick Steering Only



Available as Option for L 566 XPower® – L 586 XPower®

For L 566 XPower® – L 586 XPower®, the operator's cab is also optionally available without steering wheel and column with joystick steering only. Moving your hands between the steering unit and the control unit is not necessary, which increases safety and comfort. In addition, the omission of the steering wheel and column provides more space and improved visibility of the working attachment and operating area. This gives the operator optimal conditions for comfortable and productive work.

Liebherr Key With Remote Control Incl. Coming Home / Leaving Home Function



Available as Option for L 550 XPower® – L 586 XPower®

The optionally available Liebherr key with remote control, including the coming home / leaving home function, enables safe and comfortable operation of the machine. It enables the operator's door to be locked, unlocked and automatically opened remotely. In addition, the working headlights installed on the sides activate themselves to illuminate the immediate area of the machine and ensure that the operator can get on and off the machine safely and quickly. When working in the dark, safety is considerably increased, time is saved and productivity is enhanced.

Skyview 360°



Available as Option for L 526 – L 586 XPower®

Skyview offers the operator a constant 360-degree view around the wheel loader. Four cameras capture the machine's environment and the images are compiled into a bird's eye view that's displayed in the operator's cab. The operator can quickly see all danger areas and blind spots. This increases safety and productivity.

The "Skyview 360°" and "Active personnel detection at the rear" assistance systems can be combined. They offer the operator the best possible monitoring of the entire machine environment for safe and comfortable operation.

Liebherr Weighing Device With “Truck Payload Assist”





Available as Option for L 550 XPower® – L 586 XPower®

The Liebherr weighing device functions automatically and intelligently with dynamic weighing area adjustment. This functionality extends across a large lifting range without needing to reach a specific lifting height. This means that the operator can concentrate on their work without interruption, which significantly increases productivity. The weight data is clearly visible on the display in the operator's cab. This enables the operator to work comfortably and efficiently.


In addition, the operator can enter the desired loading weight into the display. The “Truck Payload Assist” then proposes the optimal target weight of the individual bucket fillings and the loading cycles they require for an even loading process. This ensures precise, efficient and machine-protecting loading of trucks, dumpers and containers. This saves time and money, and enhances productivity. For even more efficient machine operation, the weighing data can also be evaluated by LiDAT.


Equipment

 Basic Wheel Loader	L 526	L 538	L 546	L 550	L 556	L 566	L 576	L 580	L 586
Liebherr weighing device with "Truck Payload Assist"	-	-	-	+	+	+	+	+	+

 Safety	L 526	L 538	L 546	L 550	L 556	L 566	L 576	L 580	L 586
Active personnel detection at the rear	-	-	-	+	+	+	+	+	+
Roof camera for front area monitoring (with Liebherr camera via Liebherr display)	+	+	+	+	+	+	+	+	+
Skyview 360°	+	+	+	+	+	+	+	+	+

- = Standard
- + = Option
- = not available

 Operator's Cab	L 526	L 538	L 546	L 550	L 556	L 566	L 576	L 580	L 586
Adaptive working lighting	+	+	+	+	+	+	+	+	+
Operator's cab without steering wheel / steering column (not available as street legal) – Joystick steering only	-	-	-	-	-	+	+	+	+
Integral tire pressure monitoring system	-	-	-	+	+	+	+	+	+
Joystick steering	+	+	+	+	+	+	+	+	+
Liebherr key with remote control incl. Coming Home / Leaving Home function	-	-	-	+	+	+	+	+	+

 Equipment	L 526	L 538	L 546	L 550	L 556	L 566	L 576	L 580	L 586
Visualization of the equipment position	-	-	-	•	•	•	•	•	•

You can find further information here on "Assistance systems for wheel loaders":



Increased Safety for Enhanced Performance

Operating Safety

- + Increased performance and efficiency of use
 - + Maximum operator comfort for greater productivity
 - + Focused operator work is supported
 - + Easy and safe operation
 - + Putting machine into service is comfortable and safe
-
- ✓ Adaptive working lighting
 - ✓ Roof camera for front area monitoring
 - ✓ Skyview 360°
 - ✓ Active personnel detection at the rear
 - ✓ Liebherr weighing device with "Truck Payload Assist"
 - ✓ Joystick steering
 - ✓ Operator's cab without steering wheel / steering column – Joystick steering only
 - ✓ Liebherr key with remote control incl. Coming Home / Leaving Home function

Safe and Versatile Usage

- + High performance
 - + Maximum productivity
 - + Comfortable and safe working
 - + Time savings in daily work
 - + Efficient and cost-optimized use
 - + High machine availability
-
- ✓ Adaptive working lighting
 - ✓ Roof camera for front area monitoring
 - ✓ Skyview 360°
 - ✓ Liebherr weighing device with "Truck Payload Assist"
 - ✓ Integral tire pressure monitoring system





Personnel Safety

- + Excellent all around visibility
- + Optimal visibility of the working area and attachment
- + Comfortable and safe access for productive working

- ✓ Skyview 360°
- ✓ Active personnel detection at the rear
- ✓ Roof camera for front area monitoring
- ✓ Liebherr key with remote control incl. Coming Home / Leaving Home Function

Safety and Stability

- + Practically no tire wear
- + Maximum stability and safety on all terrains
- + Comfortable and safe driving performance

- ✓ Integral tire pressure monitoring system

The Liebherr Group of Companies



Diverse Product Range

The Liebherr Group is one of the largest construction equipment manufacturers in the world. Liebherr's quality products and services hold a high reputation in many industries. The wide range includes domestic appliances, aerospace and transportation systems, machine tools and maritime cranes.

Exceptional Customer Benefit

Every product line provides a complete range of models in many different versions. With both their technical excellence and superior quality, Liebherr products offer customers the highest benefits in practical applications.

State-of-the-art Technology

Liebherr attributes great importance to the product areas of core technology and components, in order to achieve its consistent, top-quality products. Important modules and components are developed and manufactured in-house, for instance, the entire drive and control technology for the construction equipment and mining trucks.

Worldwide and Family-Owned

Hans Liebherr founded the Liebherr family company in 1949. Since that time, the enterprise has steadily grown to a group of more than 130 companies with nearly 44,000 employees located on all continents. The corporate headquarters of the Group is Liebherr-International AG in Bulle, Switzerland. The Liebherr family is the sole owner of the company.

www.liebherr.us

Liebherr USA, Co.

Construction Equipment Division
4100 Chestnut Avenue, Newport News, VA 23607, USA
☎ +1 (757) 245 5251, Fax +1 (757) 928 8701
www.liebherr.us, E-Mail: Construction.USA@liebherr.com
www.facebook.com/LiebherrConstruction