

EZIV

HIGHWAY CLASS SCREED



EZIV

Standard Width	8'-15' (2.43m-4.59m)
Maximum Width	22' (6.7m)
Standard Width	10'-19.5' (3.05m-5.79m)
Maximum Width	26' (7.92m)


OVERVIEW

The Benchmark To Which All Others Are Measured. The Carlson EZIV is the industry's leading asphalt screed for award winning mat quality and wide width ability. Helping contractors to earn multiple Sheldon G. Hayes Awards and other accolades, the EZIV provides contractors a reliable, heavy duty screed platform for commercial, municipal and highway-class applications. Along with its single slide extension support system combined with heavy-duty, adjustable wear components, it is no wonder why the Carlson EZIV is the industry's best selling front mount screed.

Available in 8-foot and 10-foot models, the EZIV can be mounted to all current North American models offered by the major paver manufacturers. The screed platform can also be retrofitted on to nearly any previous North American highway-class paver, combining the leading performance of the EZIV with your fleet's dependable workhorse.

**The Industry's Leading Screed
For Award Winning Mat Quality**





EZIV



Unmatched Performance with its leading thin lift paving ability, heavy-duty single slide extension support system, optional integrated berm builder and recognized wide width paving.

Unequaled Contractor Focus with its deep foldable walkways, long lasting wear components, and leading crew comfort features including storage, cup holders, shovel holders and much more.

Unparalleled Mat Quality with its 2% tapered screed plate for enhanced material flow, state-of-the-art heating elements for fast, even heat, intuitive adjustment points for simple leveling and innovative V3 endgate platform.

FEATURES & BENEFITS

Combining legendary performance, unmatched innovation, and unwavering commitment to the needs of owners and operators, Carlson's EZIV continues to deliver award winning performance to contractors regardless of the tractor decal.



1 Screed Plates

The EZIV features Carlson's exclusive 2% screed taper, facilitating great outboard flow of material towards the endgates whether the augers are in operation or not. Its 1/2" (13mm) Hardox 450 main and extension plates are combined with state-of-the-art heating elements for efficient, clean and even heat through use of full length element hold downs. And with its all-new pivot point location, the EZIV achieves increased screeding surface, enhancing the smoothness and ride quality of the mat while maximizing screed plate lifecycle.

2 Single Slide Extensions

Utilizing a unique single slide extension support system, the EZIV drastically reduces component replacement costs while achieving exceptional rigidity of its extensions. The 2" (51mm) diameter chrome rods provide fluid inboard and outboard motion while the heavy-duty 6" (152mm) tubular frame that the rods are firmly fixed to bears the weight and forces on the extensions. Combined with the industry's largest adjustable slide block bushing for front-mount screeds, the EZIV's extension support system truly sets itself apart from the field in performance, component lifecycle and mat quality.

3 Adjustment Points

The hallmark of Carlson's front mount screeds are the intuitive adjustment points that maintain their hold for exceptional mat quality. The EZIV features a heavy duty, machined power crown assembly with pull pins for adjustment of lead crown on the fly. Combined with an exceptionally strong slope plate bolt pattern and slope stop that allows greater periods between adjustments, along with tightly fitted adjustable strike-offs, the EZIV delivers award winning mat quality while maintaining its adjustments over longer periods of time.

4 Crew Comfort

Creating a safer, more productive environment for crews, the EZIV continues to set the standard for contractor focus. Featuring rubber isolated 20" (508mm) deep foldable walkways, the EZIV provides a comfortable and safe operating platform. And with its conveniently located cup holders, 110v outlets for accessories, depth rods and holders, shovel holders, clip board holder and legendary Carlson oven*, no other screed can match the attention to the needs and wants of contractors like the EZIV.

*Oven available on most North American tractor models.



Utilizing the largest adjustable slide track bushing in its class, the EZIV extension maintains integrity of the slide track function for reduced lifecycle costs and superior performance.



WIDE WIDTH ABILITY & SPECS



Industry Recognized Wide Width Ability

With its uncompromising extension rigidity, innovative bolt-on designs and easy installation, the EZIV is able to tackle wide widths up to 22' (6.7m) (EZIV08) or to 25' (7.62m) (EZIV10). Bolt-on extensions include 12" (305mm), 18" (457mm) and 24" (610mm) wide bolt-on's, all standard with state-of-the-art heating elements and Y-cables. Enabling operators to easily set up for wide width applications with its hydraulically adjustable match height and accessibility of additional power, the EZIV simplifies wide width paving while delivering unmatched mat quality.



STANDARD SHOE

Through use of a simple bolt system, the Carlson V3 Endgate enables easy change of endgate runners to suit the jobsite application. Standard on all Carlson screeds 2013 or newer, the V3 enhances crew safety, reduces downtime and increases productivity. The endgate comes with the Standard Shoe, and can be enhanced with an optional heat kit.



SAFETY EDGE

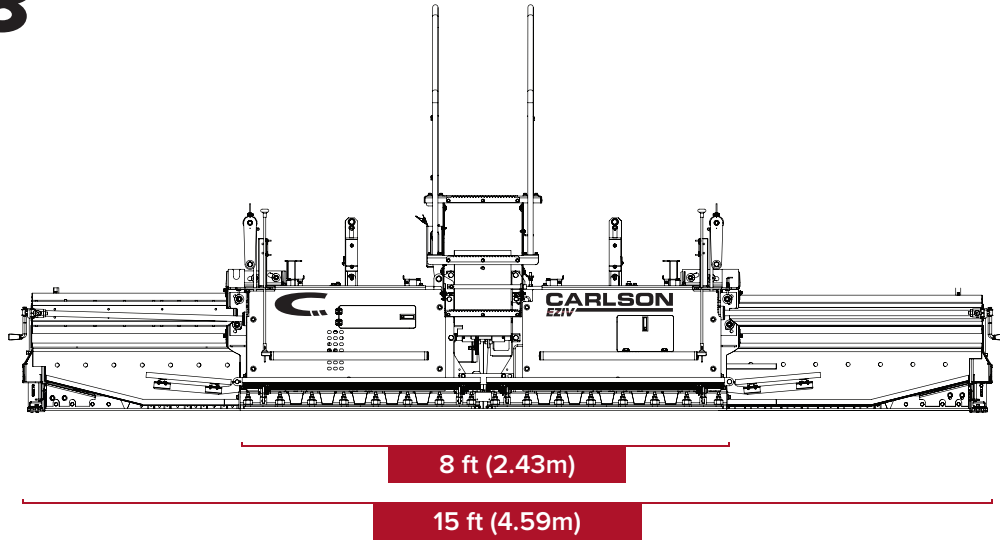
The industry leader in versatility, performance and ease of use, the patented Carlson Safety Edge is the contractor's choice for creating accurate, 30° extruded edges for safer, longer lasting roadways. Easily adjustable when approaching curbs and driveways, the attachment is the only endgate mounted Safety Edge builder approved by the FHWA.



SIDELOAD ATTACHMENT

Through use of state-of-the-art heating elements and simple, external adjustment points, the SideLoad Attachment gives operators up to four times edge compaction compared to a traditional endgate. The attachment can be paired with the 4" (102mm) High Density Bolt-on for enhancing longitudinal joint density figures.

EZIV08



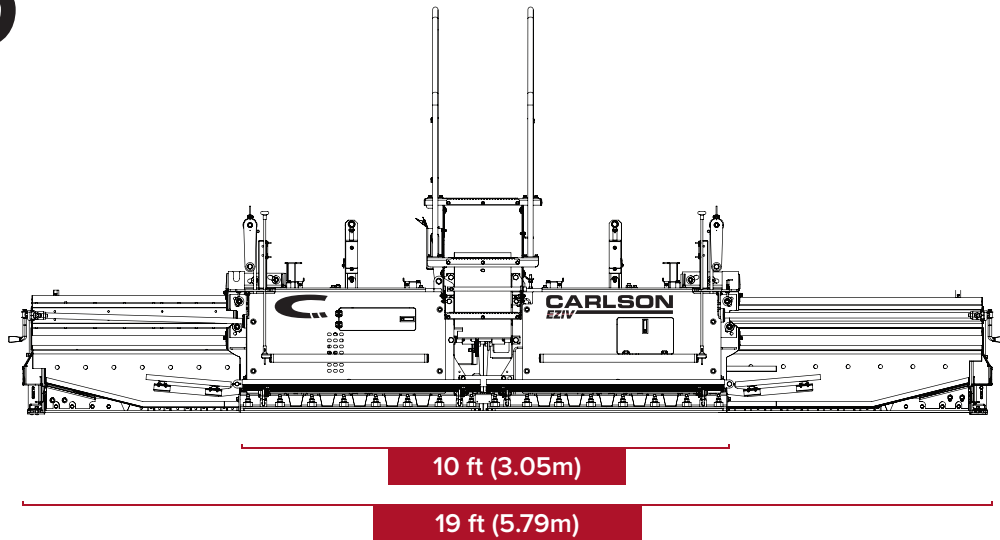
EZIV08 SPECS

Standard Pave Width	8 ft-15 ft (2.43m-4.59m)
Wide Pave Width	22 ft (6.7m)
Vibration	0-3000vpm
Power Crown	2.5 in Crown/1.5 Invert (63.5m/33mm)
Extension Slope	9%
Vertical Extension Height	Hydraulic

ADDITIONAL SPECS

Screed Weight	6,250 lbs (2835kg)
Main Screed Plate Taper	2% from center to outside edge
Power Outlets	4 Outlets
Power Output	120 v @ 1200 watts while heating
Walkway Depth	20.5 in (521mm)
Optional Integrated Berm	12 in (305mm), 18 in (457mm)

EZIV10



EZIV10 SPECS

Standard Pave Width	10 ft-19 ft (3.05m-5.79m)
Wide Pave Width	26 ft (7.92m)
Vibration	0-3000vpm
Power Crown	2.5 in Crown/1.5 Invert (63.5m/33mm)
Extension Slope	9%
Vertical Extension Height	Hydraulic

ADDITIONAL SPECS

Screed Weight	7,000 lbs (3175kg)
Main Screed Plate Taper	2% from center to outside edge
Power Outlets	4 Outlets
Power Output	120 v @ 1200 watts while heating
Walkway Depth	20.5 in (521mm)
Optional Integrated Berm	12 in (305mm), 18 in (457mm)

01-1217

EZIV



CARLSONPAVINGPRODUCTS.COM

Continually improving our products, Carlson reserves the right to amend materials and specifications without notice. Featured machines and photos may include optional or prototype equipment. 2017 Carlson.

