



**CASE**  
CONSTRUCTION

**CASE MINOTAUR™ DL550**  
**COMPACT DOZER LOADER**



# THE GROUNDBREAKER



**Part dozer. Part loader. All beast. Meet the CASE Minotaur™ DL550** — an all-new, industry-first equipment category: the compact dozer loader. The integrated C-frame delivers true dozer performance and the agility and finesse of a loader. CASE Universal Machine Control allows you to use the precision construction technology you prefer. It's compatible with hundreds of attachments, and the addition of an industry-exclusive fully integrated ripper makes this machine one-of-a-kind. It has the strength, attitude and intelligence to stake a claim as the industry's most versatile and powerful compact machine.

Minotaur demonstrates CASE's commitment to delivering real-world innovation rooted in customer need. With 29 patents\*, more than 10,000 field test hours, multiple customer clinics, countless operator evaluations, product refinements and more evaluations after that — we've put this machine to the test to deliver you the highest standard in quality. Built mean for tough conditions and smart for precision grading, you can take it all on with confidence. Transform your operation with CASE Construction Equipment.

\* Machine control solution of your choice sold separately  
\*\*21 patents granted, 8 pending

# RIP. DOZE. LOAD.

The CASE Minotaur DL550 helps you dominate the jobsite with true dozing performance, massive power and unrelenting hydraulics — all in a single platform that's compatible with hundreds of attachments. It all comes down to providing you ways to work smarter to increase productivity and improve your profitability.

## CASE MINOTAUR DL550:

- + Standard 1.25-cubic-yard bucket for heavy-duty loading and material handling
- + Industry-exclusive fully integrated rear ripper for tearing through tough soils (optional)
- + Compatible with hundreds of attachments — enhanced high-flow comes standard
- + Choice of steel tracks (two options) or rubber tracks to match jobsite profiles
- + CASE Universal Machine Control allows for precision construction solution of your choice\*
- + Powerful collaborative fleet management with CASE SiteWatch™ telematics (standard) and remote machine access for diagnostics and software uploads



# COMMON FEEL NEW EXPERIENCE

The CASE Minotaur DL550 compact dozer loader delivers dual machine performance without sacrificing the feel and operator experience of either. Whether operating as a dozer in the DZR pattern or as a loader in ISO, intuitive controls and a comfortable cab make you at home in this first-of-its-kind machine.



**MASSIVE LCD DISPLAY**  
The eight-inch LCD multi-function display serves as the command center and includes a rearview camera visible in a split screen display with machine data.



**WIDE, COMFORTABLE CAB**  
Comfort comes standard with a wide cab, ergonomic workstation and intuitive controls that make operating this two-headed beast a breeze.



**EASY PATTERN SWITCHING**  
Switching between DZR and ISO operating patterns is as simple as holding down the corresponding button and waiting for the beep.



**ADJUSTABLE ELECTRO-HYDRAULIC CONTROLS**  
Whether adjusting dozer blade sensitivity or dialing in the loader bucket curl to your preference, the adjustable electro-hydraulic controls in this machine give you extreme control and precision.



**EASY RIPPER CONTROL AND OPERATION**  
The industry-exclusive, first-of-its-kind fully integrated rear ripper is easily controlled with buttons just below the right joystick.



**DOZER-STYLE UNDERCARRIAGE**  
More than just “dozer style”, the undercarriage of the CASE Minotaur DL550 compact dozer loader features components common with CASE M Series dozers, giving you true dozer performance and reliability.

# THE HEART OF A DOZER

The fully chassis-integrated C-frame with six-way blade — the same blade featured on the CASE 650M dozer — delivers smooth dozing performance and 25,826 pounds of drawbar pull\*. Whether cutting or fine grading, the CASE Minotaur DL550 is a true compact dozer unlike anything the industry has ever seen.



**FULLY CHASSIS-INTEGRATED C-FRAME**  
The C-frame of the machine fully connects and couples back into the body of the machine, as well as at the front coupler. This provides the stability and smooth operating plane of a small dozer to ensure that all operating power is channeled through the whole body of the machine.



**SIX-WAY BLADE**  
Available in either 90- or 96-inch widths, the six-way-blade on the CASE Minotaur DL550 features the same full range of motions for cutting, carrying and windrowing material.



**ADJUSTABLE ELECTRO-HYDRAULIC CONTROLS**  
The machine's electro-hydraulic controls dial in blade, steering and shuttle sensitivity to smooth, moderate or aggressive to meet the operator's preference. Blade responsiveness can also be dialed to operator preference by independently setting the speed of the blade tilt, lift and angle.



**DOZER GRIP**  
Dozer operators will appreciate the true dozer-style grips and joystick, delivering familiar feel and responsiveness in a compact platform.



**BLADE SHAKE & FINE GRADING**  
The CASE Minotaur DL550 offers many of the most popular features from the CASE line of full-sized dozers, including blade shake for shedding sticky material from the blade, and fine grading for added control when it matters the most.



**UNIVERSAL MACHINE CONTROL**  
Outfit the machine for added precision, productivity and efficiency with machine control from any of the three major providers\*\* with CASE Universal Machine Control.

\*Performance specs based on 14" steel-track configuration.  
\*\*Machine control solutions sold separately.

# THE ULTIMATE SITE LOADER & ATTACHMENT BEAST

Load the high trucks. Lift the heavy pallets. Throw on a mulching head and become a land clearing beast. The CASE Minotaur DL550 excels as a loader, as an attachment platform, and as an all-around material handler. A vertical lifting path with a massive hinge pin height of 140.2 inches and a rated operating capacity (ROC) of 5,500 pounds\* makes this a powerful site loader to count on every day. And standard enhanced high-flow auxiliary hydraulics equip you with the power to run almost any attachment.



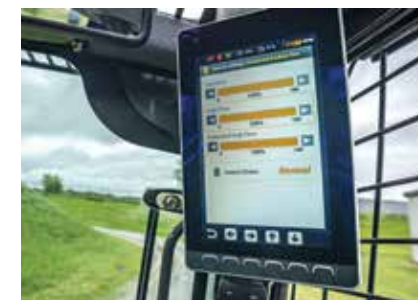
**HEAVY-DUTY 1.25-CU-YD-BUCKET**  
The massive standard bucket makes quick work of piles, easily moves material around site, and is the perfect size for a machine with such brute force and power.



**12,907 POUNDS BUCKET BREAKOUT FORCE**  
Break on through even the toughest soil and rock with massive breakout force, and more than enough power to push through the biggest piles.



**STANDARD ENHANCED HIGH-FLOW AUXILIARY HYDRAULICS**  
Run the high-powered attachments with ease on the machine's standard enhanced high-flow auxiliary hydraulics; set machine easily to run with standard and high-flow attachments.



**HYDRAULICS ON DEMAND**  
Dial in auxiliary hydraulic flow to operator preference or the optimal performance specs of the attachment to ensure proper, productive and safe operation of the attachment.



**ADJUSTABLE ELECTRO-HYDRAULIC CONTROLS**  
Adjustable electro-hydraulic controls allow operators to set whole machine responsiveness to low, moderate or aggressive, or independently set tilt, lift and drive speed, as well as loader arm and drive control to best meet the demands of the job.



**ALL THE ATTACHMENTS**  
More than 250 loader attachments are compatible with the CASE Minotaur DL550 compact dozer loader, making it one of the industry's most versatile and powerful compact machines.

# PRECISION CONSTRUCTION HOW YOU WANT IT

CASE Universal Machine Control — standard on the CASE Minotaur DL550 compact dozer loader — allows you to incorporate the machine control solution of your choice\* into the machine. This ensures commonality across your fleet while delivering the awesome benefits of machine control: greater productivity, greater efficiency and less wear and tear on your equipment.



Built to work with 2D, 3D and CASE SiteControl CoPilot machine control solutions.

# UPTIME CONNECTED

Greater connectivity improves telematics performance, allows for remote diagnostics and software updates, and makes CASE and your local dealer the most powerful fleet management partners you have.

### THE CASE UPTIME CENTER

CASE technical experts monitor telematics data from your equipment\* to provide even more support and analysis to your operation. CASE and your local dealer service teams will work together as a powerful extension of your own fleet management activities to proactively identify possible issues with operation and performance, work together on solutions, and provide you with the support you need to optimize your uptime.




### SiteConnect Module Onboard

The new SiteConnect Module improves the volume, flow and integration of data to the CASE SiteWatch telematics platform — and makes remote diagnostics, code clearing and software updates possible. With the CASE SiteConnect Module, you know you're connected.



### CASE CONSTRUCTION | SiteWatch

The CASE SiteWatch telematics platform delivers a new and intuitive dashboard, simplified navigation and practical reporting capabilities that improve everything from preventive maintenance and fleet health to employee productivity. The connectivity of the SiteConnect Module allows for a greater flow of information to fleet management partners such as CASE and your local CASE dealer.



### CASE CONSTRUCTION | SiteManager

The CASE SiteManager App (iOS and Android) helps make quick work of downtime by allowing your CASE dealer to have remote access to your machine, diagnose a problem, clear codes and, if needed, provide a quick software update. If a field visit is required, the dealer tech arrives on site with the parts and tools needed to get that machine up and running quicker.

# THE HEAVY BITE

Available with either 18-inch triple grouser or 14-inch single grouser steel tracks, these tracks are your go-to if dozing and heavy-duty off-road work will be your primary application. Triple grousers give you more flotation. Single grousers give you the heaviest bite. Both give you great power and push.



# FLOTATION. TRACTION. SPEED.

17.7-inch rubber tracks deliver great pushing power and optimal flotation, and let you operate on improved surfaces such as concrete or asphalt with confidence. They also provide less impact to turf and finished landscapes, and higher travel speeds.



# GET ATTACHED

The CASE Minotaur DL550 is so much more than just a dozer or loader. This first-of-its-kind machine is compatible with hundreds of attachments you likely already have in your fleet, or that are available from your local CASE dealer. From mulchers to cold planers, hammers to grapples — there might not be a more perfect platform for handling all of your attachments.



Hydraulic Breaker



Mulcher



Rotary Cutter



Concrete Claw



Scrap Grapple



Side Discharge Bucket



4-in-1 Bucket



Tree Puller



Cold Planer



Root Rake



Auger



Pickup Broom



Vibratory Roller



Rock Saw



Pallet Forks



Trencher

SEE OUR FULL LINE AT [CASECE.COM/ATTACHMENTS](http://CASECE.COM/ATTACHMENTS)



# EASY TO OWN EASY TO SERVICE

A first-of-its-kind machine deserves first-class serviceability. Groundline and grouped access to critical service points are hammered into the CASE DNA and make the morning walkaround and daily service checks easy to complete. The cab tilts forward in just a few steps to access the entire drivetrain compartment for easy service and inspection. In addition, all fluid fill points and filter locations are intuitive and easy to access.



- Easy access to everything**
- ① Easy-tilt cab access to powertrain
  - ② Hydraulic pressure release valve
  - ③ Battery
  - ④ Engine oil filter
  - ⑤ Diesel Exhaust Fluid (DEF) tank
  - ⑥ Hydraulic fill
  - ⑦ Master disconnect switch
  - ⑧ Air filter
  - ⑨ Hydraulic filter
  - ⑩ Engine oil fill
  - ⑪ Hydraulic site gauge
  - ⑫ Fuel filter with WIF sensor
  - ⑬ Heavy-duty rear door

# SUPPORT COMES STANDARD

## BASE & EXTENDED LIMITED WARRANTY COVERAGE\*:

**1-YEAR/UNLIMITED-HOUR FULL-COVERAGE BASE LIMITED WARRANTY**

**2-YEAR/2,000-HOUR FULL-COVERAGE BASE LIMITED WARRANTY**

**2-YEAR/2,000-HOUR EXTENDED LIMITED ENGINE WARRANTY**

Discuss the extended engine warranty coverage details with your dealer.

## **1-YEAR CASE SiteWatch™ telematics**

Includes hardware and 1-year data subscription

## **CASE SiteConnect Module**

Providing remote diagnostics and software upload capabilities

## **UPTIME SOLUTIONS**

Your CASE dealer can provide solutions to meet all your needs and keep you productive.



## **STRONGER PRODUCT SUPPORT SOLUTIONS**

Your CASE dealer knows how you can best maximize your equipment investment and uptime — with CASE genuine parts, expert service and a complete range of product support solutions including CASE remanufactured and All Makes parts. CASE supports better parts availability and faster deliveries through nine parts distribution centers in North America and a forecasting system to ensure that the right parts will be there when you need them. And only CASE dealers have exclusive access to the Electronic Service Tool (EST) that quickly pinpoints machine issues. Just ask your dealer for details.



## **FLEXIBLE FINANCIAL OPTIONS**

Specialized finance programs and flexible leasing packages put you in the driver's seat of industry-leading CASE equipment while no-nonsense warranties and comprehensive protection plans ensure that your equipment is protected. As the only finance company dedicated to CASE, we offer strong products and services designed around your unique needs and are the only ones supported by the helpful service professionals at your CASE dealer.




# SPECIFICATIONS AND DIMENSIONS

## SPECIFICATIONS

Engine	FPT F5B FL413 D
Gross Horsepower – hp (kW)	114 (85)
Net Horsepower – hp (kW)	114 (85)
Peak Torque – lb-ft (Nm)	339 (460)
Displacement/Cylinders – in <sup>3</sup> (L)	207 (3.4)
Emissions Certification* Solutions	Tier 4 Final Certified (SCR, DOC)
Drawbar Pull – Steel – lb (kg)	25,826 (11 739)
Drawbar Pull – Rubber – lb (kg)	15,655 (7 116)
Rated Operating Capacity (ROC) 35% – lb (kg)	3,850 (1 750)
Rated Operating Capacity (ROC) 50% – lb (kg)	5,500 (2 500)
Tipping Load – lb (kg)	11,000 (4 990)
Bucket Breakout Force – lb (kN)	12,907 (57.4)
Standard Enhanced Flow Hydraulics – gpm (L/min)	41.6 (157)
Operating Weight w/Ripper, w/18-in Steel Track – lb (kg)	18,600 (8 444)
Operating Weight w/o Ripper, w/18-in Steel Track – lb (kg)	18,800 (8 527)

## DIMENSIONS

Straight Blade Width	90 in (2.28 m) or 96 in (2.44 m)
Ripper Cut Width	51.9 in (1.32 m)
Height to Bucket Hinge Pin	140.2 in (3.56 m)
Dump Height with Heavy-Duty Bucket	109 in (2.77 m)
Height to Top of ROPS	84.6 in (2.15 m)
Overall Length with Blade w/o Ripper	168.8 in (4.29 m)
Overall Length with Blade with Ripper	191.1 in (4.86 m)
Overall Length with Heavy-Duty Bucket	159.1 in (4.04 m)
Over the Track Width – 14 in (356 mm) SALT HD (Single Grouser)	74.6 in (1.89 m)
Over the Track Width – 18 in (457 mm) SALT HD (Triple Grouser)	78.6 in (2.00 m)
Over the Track Width – 17.7 in Rubber Track	78.3 in (1.99 m)
Track Length on Ground (Rubber)	74 in (1.88 m)
Track Length in Ground (Steel – Both Configurations)	66 in (1.68 m)




# PUSH HARD. DIG DEEP. LEARN MORE.

From first-of-its-kind capabilities to pure brute force and power, the CASE Minotaur DL550 compact dozer loader is unlike any machine that's ever hit your jobsite. Scan the QR codes featured here to learn more and see a few of the ways that this groundbreaking machine can transform the way you work.



CASE Minotaur DL550  
Compact Dozer Loader  
Walkaround Video



Electro-Hydraulic  
Dozer Settings




Blade Shake



Attaching and Detaching  
the Integrated C-Frame



The Ripper



Three-Function Foot Pedal



CASE Universal  
Machine Control



Dozer Power Modes



The SiteConnect Module



CASE Minotaur DL550  
Track Options





# BUILDING A STRONG CASE.

Since 1842, we at CASE Construction Equipment have lived by an unwavering commitment to build practical, intuitive solutions that deliver both efficiency and productivity.

We strive to make it easier for you to implement emerging technologies and new compliance mandates.

Today, our global scale combined with our local expertise enables us to keep customers' real-world challenges at the center of our product development. This focus has led to numerous innovations like the CASE Minotaur™ DL550 compact dozer loader, Ride Control™, adjustable electro-hydraulic controls, Blade Shake, PowerLift™, over-center boom design and the peace of mind that only CASE ProCare provides.

Every CASE machine is backed by more than 315 North American dealer locations, thousands of OEM, remanufactured and all-makes parts, and flexible financing and insurance options that provide the kind of reliable, steadfast support you expect from a professional partner.

We are passionate about improving the lives of others, whether investing in our veterans or raising awareness about local infrastructure initiatives through Dire States. Our goal is to build both stronger machines — and stronger communities.

At the end of the day, we do what's right by you and your communities so that you can always count on CASE.

[CaseCE.com/Minotaur](http://CaseCE.com/Minotaur)

©2022 CNH Industrial America LLC. All rights reserved. CASE, CNH Industrial Capital and CNH Industrial Trademarks are registered in the United States and many other countries, owned by or licensed to CNH Industrial N.V., its subsidiaries or affiliates. Printed in U.S.A. Contains 10% post-consumer fiber.

Form No. CCE202207MINOTAURCDL

IMPORTANT: CASE Construction Equipment Inc. reserves the right to change these specifications without notice and without incurring any obligation relating to such change. Availability of some models and equipment builds vary according to the country in which the equipment is used. The illustrations and text may include optional equipment and accessories and may not include all standard equipment. Your CASE dealer/distributor will be able to give you details of the products and their specifications available in your area.



CASE Construction Equipment is biodiesel-friendly.

NOTE: All engines meet current EPA emissions regulations. All specifications are stated in accordance with SAE Standards or Recommended Practices, where applicable.



Always read the Operator's Manual before operating equipment. Inspect equipment before using it, and be sure it is operating properly. Follow the product safety signs and use any safety features provided.