

TANA 440 Series MOBILE WASTE SHREDDERS



440DTeco on tracks diesel




440Deco semi-trailer diesel
440EM semi-trailer electric



440E stationery electric

TANA SHARK – For increased profits




Rotor carrier assembly, swing frame (US pat.) protecting the gears.



Screens with a variety of mesh sizes to adjust particle size.



Hard weld surfacing to prolong the life span of the rotor tube.



Bolt-on, reversible rotor knives.

Getting the most out of your investment

TANA Shark has been engineered to provide maximum uptime. Its robust design, proven materials, excellent serviceability and ease of operation are features that keep it reliable delivering the performance and profit you are looking for.

The TANA Control System (TCS) together with TANA ProTrack® allows you to tune your process and to use TANA Shark to the max. It tracks process information in real time, whether it is fuel consumption, fault codes, uptime information or capacity. The scaling system weighs the shredded materials throughout the process. This information is transferred automatically to TANA ProTrack® which provides you with reports by waste fractions (option).

TANA Shark in general

The TANA Shark waste shredder is a hydraulically driven, electric or diesel engine powered, single shaft, low-speed mobile shredder. Operation and hydrostatic

transmission are controlled by TANA Control System (TCS). The TANA TCS protects the machine from overloading, overheating and possible damage caused by non-crushable material.

Unique versatility

TANA Shark is suitable for shredding of most reusable, recyclable and recoverable materials. The purpose may be volume reduction, refuse derived fuel production or recyclable material production.

The key to productivity is the machine's versatility. It is able to handle materials from MSW to waste wood, from plastics to tyres and it can be used either as a pre-shredder or to produce the required particle size in one phase.

Flexible operations

By adjusting the amount of counter knives, the end product size can be regulated, and with an adequate rotor screen, it can be fine-tuned and the optimal end product size-capacity ratio achieved. Both the rotor knives and the counter knives have two

wearing surfaces that prolong their service life. Rotors and counter knives are available with different coatings as an option.

Homogeneous particle size

The rotor to screen clearance has a major impact on the overall productivity of the shredder and uniform quality of the output. In TANA Shark this clearance can be finetuned for maximum performance.

Screens are available in different mesh shapes and sizes which the operator can choose from according to the requirements he has for the end product size.

The simple and robust counter knife design adds up to the versatility. The amount of the counter knives can be adjusted and they have two wearing surfaces.

TANA Shark has a variety of options to choose from:

- Electric fuel refill pump
- Engine air-intake pre-cleaner
- Extension to conveyor
- TANA ProTrack® reports

Maximum operational versatility



TCS with 12 pre-programmed operations, connected with TANA ProTrack®.



Swing out doors allow easy access to power pack.



TANA ProTrack® is an integrated information management system that collects real-time and detailed data about the shredding process

Service and support

TANA ProTrack®

Through TANA ProTrack® the operation can be followed in real time. Critical alarm notifications help to prevent potential problems, and if something happens, troubleshooting and diagnostics are faster and more accurate, minimizing downtime. As a machine owner you will have control of the machine anywhere and anytime.

Maximum uptime

- Remote access for quicker and more accurate trouble shooting by the distributor and TANA technical support
- Critical alarm notifications to several receivers by e-mail
- Reminders for scheduled maintenance to several receivers by e-mail



TANA SHARK – The most versatile shredder

Unique features of TANA 440

TANA Powerpack

Side-opening engine covers give easy access to service points that are designed to be user-friendly. Service platforms around the machine make daily maintenance more comfortable, efficient and safe.

TANA Control System (TCS)

TANA TCS has been updated with a new touchscreen display module. Choose one of the 12 preset shredding programs to ensure an optimized process.

Patented swing frame

The patented swing frame system protects the gearbox and prevents breakdowns.



TANA ProTrack®


TANA ProTrack provides online access to your machine wherever you are. For maximizing machine uptime and optimizing your operations.

TANA

NORTH AMERICA

Overband magnet

Separating ferrous metals from the shredded material results in a cleaner end product. The height and direction can be controlled easily through TCS.




Versatile 2-part conveyor with scale

The speed and direction of each conveyor can be adjusted separately. The conveyor scale weighs the shredded material so you can accurately monitor your process. The usability of the magnet is state of the art – the height of the magnet can be adjusted and it can be turned off and back on again during operation. The direction of the magnet to the left or right can be chosen, which improves flexibility.

Torque and robustness

The highest torque on the market and robust structure ensure its capability to shred the toughest materials, like big tires and ragger wire.

Folding hopper side wall



Bolted cleaning combs

CUSTOMER BENEFITS

Less Investment

One machine vs. multiple machines

Increased Flexibility

Change screens in less than 1 hour

Optimized end product size and capacity

Purpose-built rotor, counter-knife sidewall design and rotor screen sizing options

High level of uptime

Quick change of rotors, knives and counter-knives. Easily remove obstructions with sidewall opening capability

Hydraulic door for easy rotor access

Quick access to maintain hopper and counter knives to increase productivity

Unique versatility

Investing in a TANA shredder opens multiple opportunities. The TANA Shark is able to produce a homogenous particle size and has the capability to process the widest range of materials - even the toughest ones. Our 440 series shredders offer even more flexibility than before thanks to a wider variety of rotors, screen sizes and platforms. All our shredders are electric or diesel powered.

Ease of use

TANA 440 shredders are extremely easy to adjust. Integrated screens are used to adjust the end product size and can be changed in just ten minutes. Non-crushables can be removed through the opening side wall. The TANA Control System (TCS) offers 12 preset operating programs for different types of waste. The touchscreen is state of the art, and software updates can be done remotely.

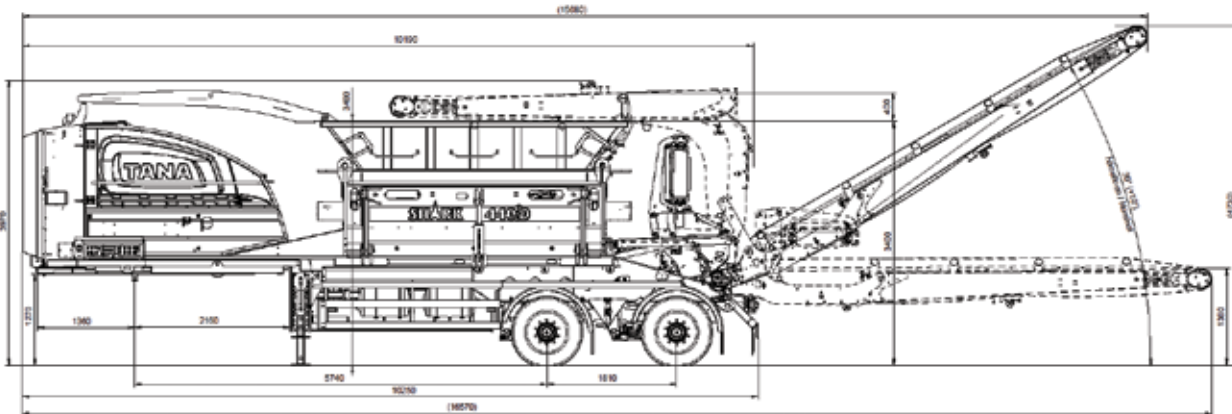
Ease of maintenance

Easy access to all service and maintenance points is one of the most appreciated features of TANA products. Optimal ergonomics maximize uptime. The opening side wall provides access to the rotor and the counter knives making rotor maintenance smooth and easy compared to other players on the market. Easy access to service points makes daily routines more efficient, rain or shine.

TANA SHARK – Robust and reliable

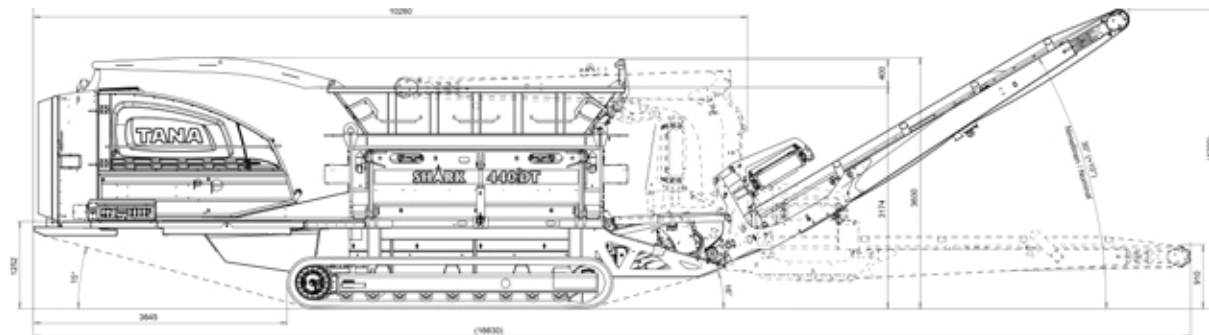
General informaton	440Deco	440DTeco	440EM	440E
Operating weights	64,250 lbs - 72,350 lbs (29,152 kg - 32,827 kg)	69,750 lbs - 77,900 lbs (31,647 kg - 35,345 kg)	66,900 lbs - 75,000 lbs (30,354 kg - 34,029 kg)	49,260 lbs - 66,250 lbs (22,350 kg - 30,059 kg)
Total length in transportation	33 ft 7 in (10 250 mm)	33 ft 8 in (10 260 mm)	32 ft 11 in (10 040 mm)	18 ft 11 in (5 770 mm)
Total length in operation	51 ft 5 in (15 680 mm)	51 ft 8 in (15 750 mm)	50 ft 9 in (15 740 mm)	18 ft 11 in (5 770 mm)
Total width	8 ft 4 in (2 530 mm)	9 ft 5 in (2 860 mm)	8 ft 4 in (2 530 mm)	7 ft 6 in (2 290 mm)
Total height in transportation	13 ft (3 970 mm)	11 ft 10 in (3 600 mm)	12 ft 11 in (3 950 mm)	9 ft 9 in (2 970 mm)
Engine	Cummins X15 Fulfills Tier 4 final, EU Stage IV/V		VEM, IE3	VEM, IE3
Rotor drive gears and rotor torque	2 x 162,260 ft-lbs, total 324,530 ft-lbs 440 kNm		2 x 162,260 ft-lbs, total 324,530 ft-lbs (2 x 175 kW)	
Minimum supply fuse size			630A	630A
Supply voltage			480 V / 60 Hz	480 V / 60 Hz
Shredding tools	440Deco	440DTeco	440EM	440E
Rotor shredding length	9 ft 10 in (3 000 mm)	9 ft 10 in (3 000 mm)	9 ft 10 in (3 000 mm)	9 ft 10 in (3 000 mm)
Rotor speed max, rpm	28	28	26	26
Rotor diameter	3 ft (920 mm)	3 ft (920 mm)	3 ft (920 mm)	3 ft (920 mm)
Rotor knives, pcs	33 / 44 (option)	33 / 44 (option)	33 / 44 (option)	33 / 44 (option)
Counter knives, pcs	23	23	23	23

Operating weight includes the basic machine (fuel tank full), overband magnet, screen support bars and one screen.
Weights and measurements are given within normal tolerances. Manufacturer reserves the right to alter the above as necessary.



440Deco Semi-trailer

- Bolt-on cleaning combs for easier maintenanc
- Magnet conveyor improvements: discharge side selected from TCS + hydraulic magnet adjustment during operation



440DTeco On Tracks

- Raised frame - more space to guarantee better material flow underneath the rotor
- Bolt-on cleaning combs for easier maintenance
- Magnet conveyor improvements: discharge side selected from TCS + hydraulic magnet adjustment during operation

Largest variety of toughest materials

- Tires
- Commercial & industrial waste (C&I)
- Construction and demolition waste (C&D)
- Municipal solid waste (MSW)
- Other types of special waste & side streams: ragger wire, plastics, pallets and waste wood, household waste, mattresses and furniture paper, barbed wire, shingles



Tires



Plastics




C&I



C&D



Ragger wire



Wood waste

Service and parts

- Tana North America assigns each shredder to a service manager who monitors the machine daily.
- Our service team has a daily meeting to assure each issue is being addressed.
- 24/7 technical support number (844) 365-5394

Options

- Optional equipment helps you to make the most out of your TANA Shark slow speed mobile shredder.
- Contact your sales contact and learn more about the available options.
- Choose the best screens, door, magnet, rotor design and counter combs for your application.



DESIGNED TO IMPROVE YOUR BOTTOM LINE

Tana North America
3202 Clovis Road
Lubbock, Texas 79415

Tel. 806-771-9944
e-mail: sales@humdingerequipment.com
www.humdingerquipment.com | www.tananorthamerica.com

TANA
NORTH AMERICA